


MAKE YOUR YEARBOOK SELECTION

-Click Yearbook Selection button on bottom-left corner of your image gallery.



-Select a head-and-shoulders image with "YBK" listed below.




-Click the Save button in lower left corner.




-If you select a pose that is not allowed, or do not make a selection before the deadline, then a default selection will be made.

SENIOR PORTRAITS: ORDERING GUIDE

Use the HEART to choose "Favorite" pose/background combinations in your gallery. When purchasing portrait products, you will choose from these selected "Favorites."



- Click the backgrounds on the right to change backgrounds behind the poses on the left.
- When you see a combination that you like, click the HEART to send that combination to "Favorites."
- Click the "Favorites" button to view your selected poses and background combinations.
- When you are done selecting "Favorites," click "Buy Now."



Select your purchase option and check-out

Build Your Own:

- Choose how many units you wish to purchase: 6, 12, or 18 units.
- Combine products to fulfill your unit limit.
- Select which "Favorite" you want to have printed on each unit.

OR

Standard Packages:

- Choose from pre-set package options.

OR

A la carte:

- Choose individual products.
- Discounted option when purchasing with package.

Select a "Favorite" to be printed for each product.



Checkout

